



What I need to Taking Care of Eyelash Extensions?

🔒 Because extensions are attached to the real lash itself, if you take care them well, they may last as long as the natural growth cycle, or about six weeks for baby lash. But about **3-6 growth lashes will be falling every day**, 60% lashes shed every two weeks, so you may need re In-fill normally in 2-3 weeks



Avoid hot steamy showers for 24 hours



Avoid heavy makeup



Dry on cool, low setting



NO picking or pulling



Don't use oil-based products



Sleep on your back



NO mascara



Brush 2x daily with a clean lash wand




Only have it professionally removed



NO eyelash curler



Wash 2x daily with a lash cleanser



Book a fill appointment every 3 weeks

- ☆☆ Don't get them wet for the first 48 hours let lashes proper bonding.
- ☆☆ Avoid waterproof mascara. Avoid oil and heavy cream based make-up removers. Water or a non oil is recommended.
- ☆☆ Gently wash and rinse them daily with Lash Cleanser to ensure that they're clean.
- ☆☆ Avoid Powerful Showerheads, Hot water, Steam & pressure can rip fresh lashes
- ☆☆ Avoid your favourite tear-jerker as it's no tears during the cure period!
- ☆☆ Don't pull on your lashes! picking! Rubbing!. Just give them a quick brush if needed.
- ☆☆ Gently comb them daily, morning, evening with a clean mascara wand.
- ☆☆ Try not to sleep on them, sleep on your back for the first day and don't use Eye Masks.
- ☆☆ Be gentle when removing eye makeup. Any makeup remover for the face only.
- ☆☆ Stay away from chlorinated pools and heat treatments, steam rooms, saunas and sunbeds.
- ☆☆ Switch to a Silk/Satin Pillowcase, it better than Cotton.
- ☆☆ If the skin is itchy or red after an extension application, don't panic. Wait a day and gently wash and rinse them to ensure that they're clean.

🔒 Do not remove synthetic lashes, real lashes that it's attached to. Let the lash technician remove it.

♥ Lash extension require upkeep, but they give your eye celebrities look alike and beautiful natural volume that renders mascara unnecessary.

♥ If you apply makeup regularly, this is a definite time-saver worthy of the commitment.

♥ Booking at: www.BonnaBeautySpa.com

📍 Map: BonnaBeautySpa.com/map/

📱 Facebook.com/BonnaBeautySpa

📷 Instagram.com/BonnaBeautySpa

🚶 6 minutes walk from Yagoona Station.

🚗 Parking is free and plenty around venue.




Lash




Styles

Natural



Cat



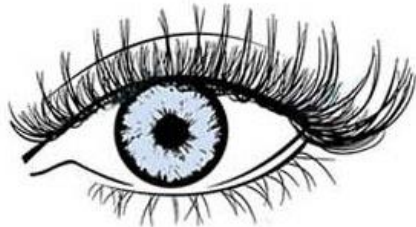
Open



Doll



Wispy



Squirrel



Cute



Glamorous



1D



2D



3D



4D



5D



6D



Classic



2D Volume



3D Volume




4D Volume



5D Volume

CLASSIC



HYBRID




VOLUME



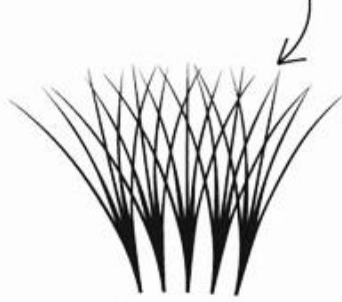
Classic



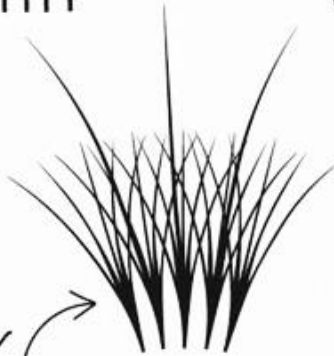
Mega Volume



Russian



Wispy



Hybrid





Natural
EYE



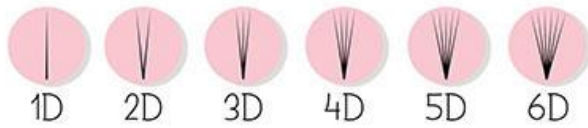
Cat
EYE



Open
EYE



Doll
EYE



CLASSIC

HYBRID

VOLUME

